

Industry News

New Injection Technique

Treating Rosacea

New Aesthetic Trends

Events

# PRIME

Jan/Feb 2019  
Volume 9 Issue 1

INTERNATIONAL JOURNAL OF AESTHETIC AND ANTI-AGEING MEDICINE

**TREATING  
THE NECK**  
A MULTIMODAL  
APPROACH

**DERMAL FILLER**  
AND SELF-ESTEEM

**SOFT HAIR  
SURGERY**  
USING THE BIOFIBRE  
HAIR IMPLANT SYSTEM

**TREATING  
MELASMA**  
WITH BLEACH PEELS

THE  
RETURN OF  
THREADS  
*reshaping and volumising'*

informa



# THE STOP FACIAL AGEING METHOD™: A RIGOROUS PROCEDURE FOR MALE GLOBAL TREATMENT OF BEAUTIFICATION WITH HA

**Dr Sandrine Sebban** discusses the protocol she developed to address facial volume through a single point of injection

**T**HERE IS A NON-SURGICAL, non-invasive volume restoration or facelift alternative that requires no downtime and that is perfect for patients who do not want to undergo surgery or for whom surgical facelift procedures are contraindicated. This protocol involves hyaluronic acid injections using a cannula inserted into a single point on the side of the face. It is used to elevate sagging tissue by restoring the bone and fat volumes lost through ageing.

Developed and standardised by Dr Sandrine Sebban, the STOP Facial Ageing Method™ establishes a rigorous procedure to address volumetry as well as the interrelationship between different treatment areas.

A revolutionary innovation that, presented primarily to treat women's faces, is also accessible to men according to specific modalities adapted to their morphotype.

The STOP Facial Ageing Method™ protocol combines two complementary techniques—Deep One Point (DOP) and Superficial One Point (SOP)—promoting masculinization and/or rejuvenation by restoration of the volumes of the face, depending on the patient, with very natural, comprehensive results.

The DOP technique works on the deep plane and thus allows relief to the bone architecture of the male face by highlighting the shape of the jaw with the projection of the mandibular angle, the orbitomalar and zygomatic zone.

The deep injection of the chin area allows the injector to accentuate, if necessary, the width or the length of the chin.

The SOP technique acts on the subcutaneous or superficial hypodermic planes to create or restore the volumes of the face while bringing optimal hydration of the tissues.

## Scaffolding: A framework that guarantees a successful injection

The secret behind the STOP Facial Ageing Method™ is an indispensable “scaffolding” technique that is used to prepare the face for volume restoration.

This scaffolding allows the division of a hemiface in 12 parts, corresponding in anatomy to the fat compartments of the face (*Figure 1*).

Three visual marks are determined to help the practitioner with the injection:

- Axis of Safety (Oblique Line) to avoid bruises and other vascular risks,
- The Triangle of Masculinity for a harmonious and artistic result,
- The Midjugal Line to precisely locate the single entry point (*Figure 2*).

## Cutting-edge techniques that are both painless and effective

The STOP Facial Ageing Method™ uses a patented “pilot” needle known as the SoftFil® EasyGuide. This needle enables the practitioner to gently create a pre-hole puncture and insert the cannula in a single gesture, making the process effortless for the practitioner and virtually painless for the patient.

The needle's innovative ergonomics, V-shape, and lateral double grips ensure stability and offer the practitioner an excellent view of the injection site. The needle's cut and open axis allow the practitioner to position the cannula with precision and then gently guide it to the desired depth and location for tissue injection.

## A single point of injection

The STOP Facial Ageing Method™ involves hyaluronic acid injections using a cannula inserted into a single point on the side of the face.

## The protocol

The non-surgical facelift protocol is conducted in a physician's office and consists of three successive steps corresponding to the three treatment phases—one DOP phase and two SOP phases. Each of these phases involves cutting-edge hyaluronic acid injections, the specific properties of which are perfectly adapted to the various regions to be treated.

## DOP (Deep One Point Technique): Deep plane treatment

Targeted facial areas: mid and lower face. Using a cannula that is 6-7 cm in length (22G to 25G), the practitioner injects cohesive hyaluronic acid, which has good projection properties, into the deep plane, near the subperiosteal layer.

What I call the ‘Triangle of Masculinity’ is formed with three lines (*Figure 3*).

In the Middle third, the boluses, generally three in number (B2, B2', B3), are located on the line passing through the crus of the helix:

- B2: projection of the orbitomalar area
- B2'-B3: projection of the zygomatic arch.

If dark circle treatment is necessary, four micro-boluses are injected in the suborbital region (MB1, MB2, MB3, MB4). A hygroscopic hyaluronic acid, with crosslinks adapted to the periorbital region, is then used.

In the lower third of the face, the boluses are mainly injected on the mandibular branch:

- B8: projection of the angle of the jaw.

B4 as a bolus point of injection also used for female injection is here the projection of a lateral chin protrusion. This lateral bolus is typically adapted for the male anatomy.

All of these points are mainly masculinisation points.

Results: the architecture of the face is more

“The STOP Facial Ageing Method™ involves hyaluronic acid injections using a cannula inserted into a single point on the side of the face.”

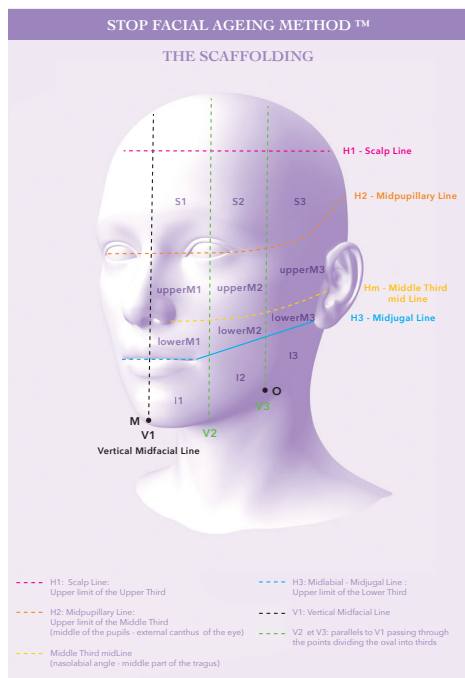


Figure 1 Division of the face into 12 parts

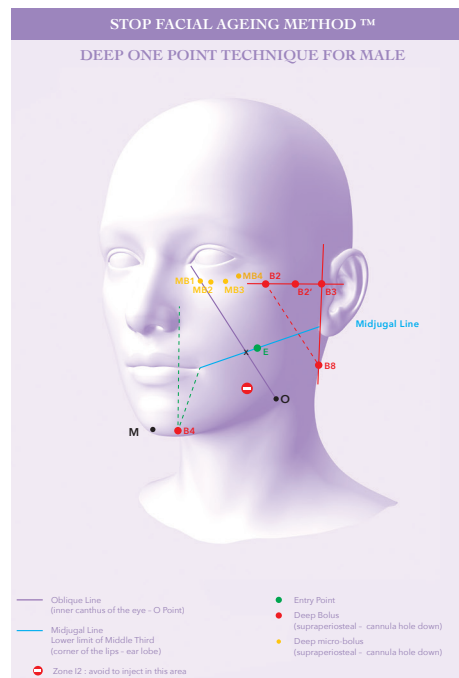


Figure 2 Locating the single entry point

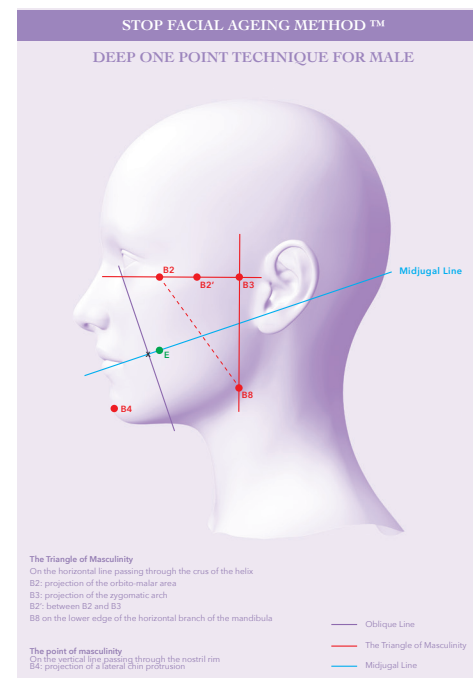


Figure 3 Creating the 'triangle of masculinity'

pronounced, the jaw and cheekbones more prominent, the chin more present.

We will complete this injection with four essential boluses in facial rejuvenation (like those described in the STOP Facial Ageing Method™ dedicated to women):

- B1 (upper maxillary area),
- B5 (mid-chin area),
- B6 (area of the mandibular ligament)
- B7 (at the anterior edge of the masseter).

### SOP (Superficial One Point Technique): Hypodermic plane

A 25G to 27G cannula is introduced into the superficial fat and nappage is applied in a 'fanned' pattern to the middle and lower thirds of the face, avoiding the sub-orbital region and jowl area.

You can also restore the volume of the lips or increase it harmoniously, taking care to always keep a volume suitable for a male face. To respect facial dynamics, a hyaluronic

acid with good elasticity is chosen.

Results: volumes are restored, superficial wrinkles are smoothed, and a remarkable lifting/firming effect is achieved through reharmonisation of the skin's surface.

### SOP (Superficial One Point Technique): Sub-cutaneous lane

Using a 27G cannula and hyaluronic acid with little or no crosslinking, a sub-cutaneous nappage is applied in a 'fanned' pattern to the middle and lower thirds of the face. The suborbital region is avoided and, if necessary, the upper perioral area and bitterness folds (puppet wrinkles) are intensively treated.

Results: the face is hydrated and radiant, wrinkles and fine lines are filled.

### Conclusion

The combination of DOP and SOP techniques work in harmony to favour

masculinisation and/or to maximise an overall rejuvenation effect.

Benefits of the STOP Facial Ageing Method™:

- The method's protocol is standardised and reproducible.
- Error/overcorrection risks are eliminated.
- Treatment is fast (less than one hour).
- The procedure is virtually painless, is compatible with an active lifestyle, and involves minimal side effects.
- Results are instantaneous and last 15-18 months, depending on the hyaluronic acids used.

► For more information, visit: [www.drsebban.com](http://www.drsebban.com) or contact Dr Sandrine Sebban at: [docteursebban@gmail.com](mailto:docteursebban@gmail.com)